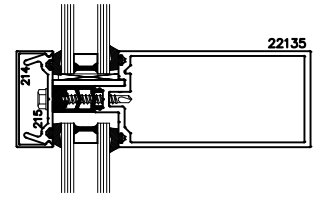
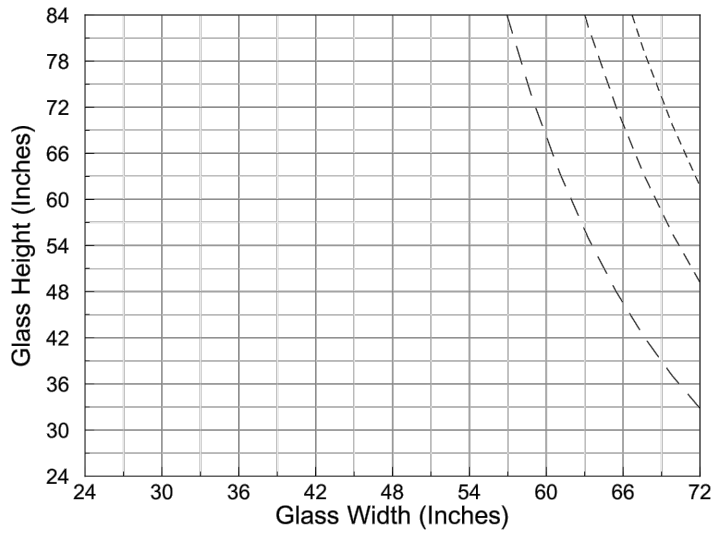


# DEADLOAD CHARTS

## Deadload charts for #22135

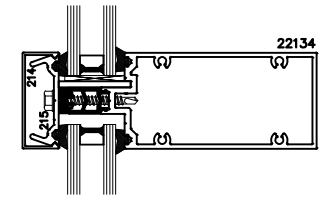
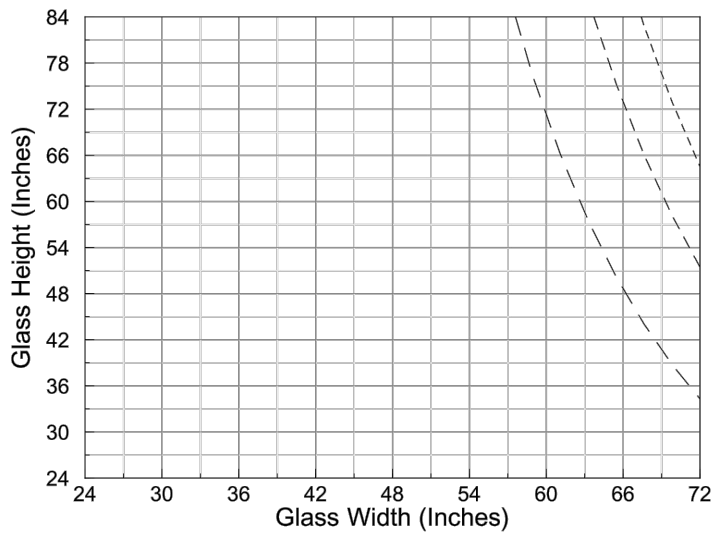
Based on setting blocks at quarter points and 1/8" maximum deflection



- I.G. 2 - 3/16" Lites
- I.G. 2 - 1/4" Lites
- I.G. 2 - 3/8" Lites

## Deadload charts for #22134

Based on setting blocks at quarter points and 1/8" maximum deflection

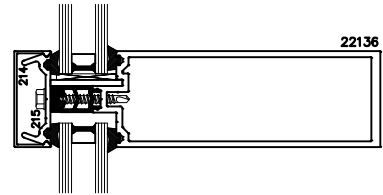
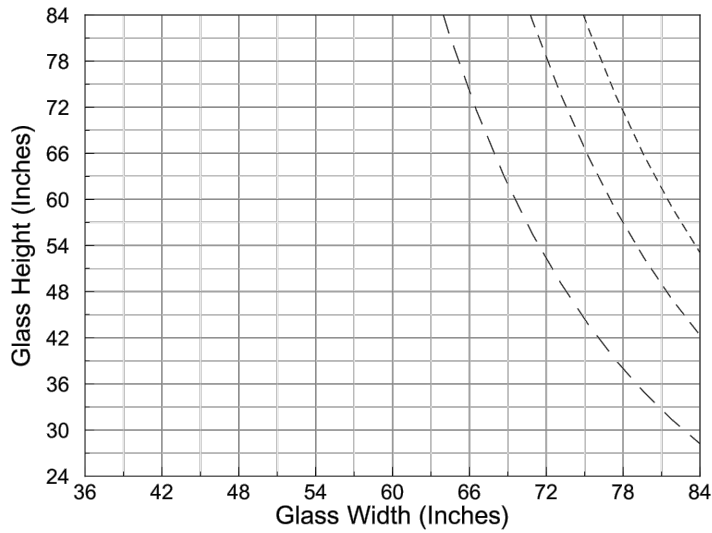


- I.G. 2 - 3/16" Lites
- I.G. 2 - 1/4" Lites
- I.G. 2 - 3/8" Lites

# DEADLOAD CHARTS

## Deadload charts for #22136

Based on setting blocks at quarter points and 1/8" maximum deflection



- I.G. 2 - 3/16" Lites
- I.G. 2 - 1/4" Lites
- I.G. 2 - 3/8" Lites