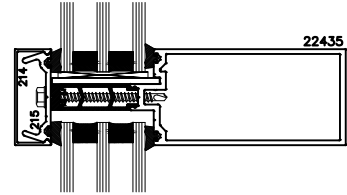
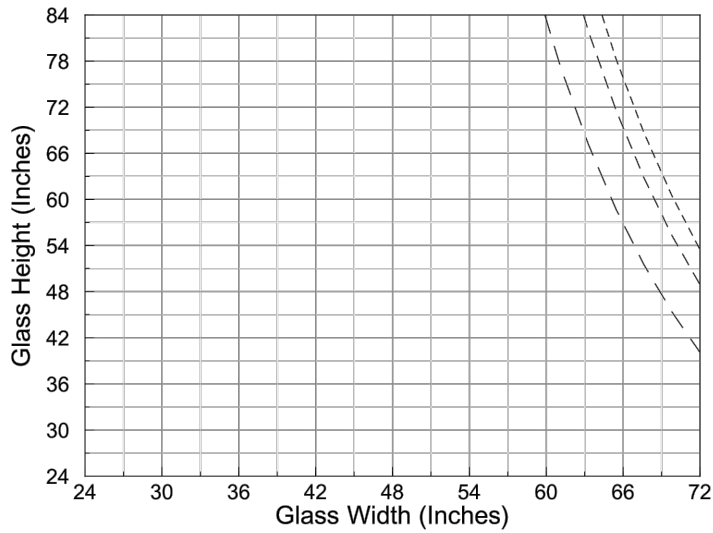


DEADLOAD CHARTS

Deadload charts for #22435

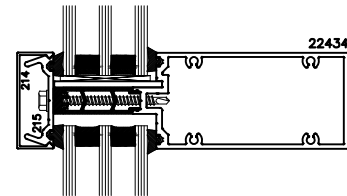
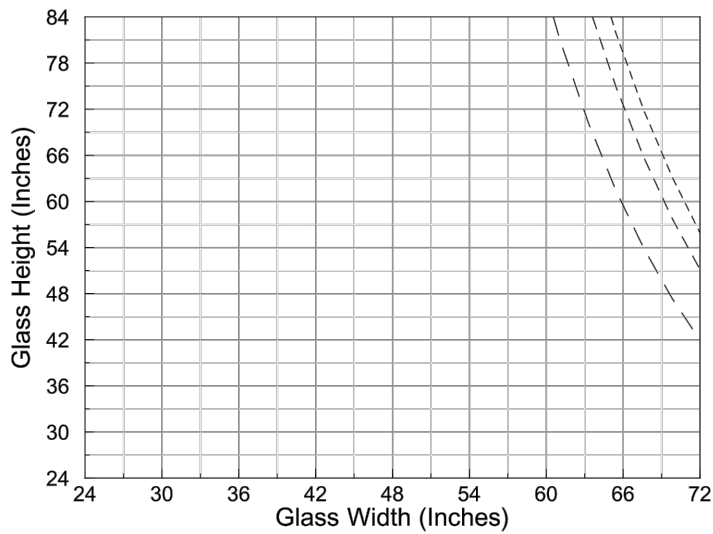
Based on setting blocks at quarter points and 1/8" maximum deflection



- I.G. 3/16" 3/16" 3/16" Lites
- - - - I.G. 1/4" 1/8" 1/4" Lites
- - - - I.G. 1/4" 1/4" 1/4" Lites

Deadload charts for #22434

Based on setting blocks at quarter points and 1/8" maximum deflection



- I.G. 3/16" 3/16" 3/16" Lites
- - - - I.G. 1/4" 1/8" 1/4" Lites
- - - - I.G. 1/4" 1/4" 1/4" Lites

DEADLOAD CHARTS

Deadload charts for #22436

Based on setting blocks at quarter points and 1/8" maximum deflection

