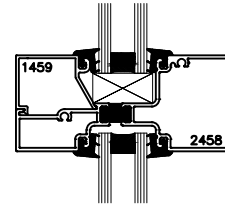
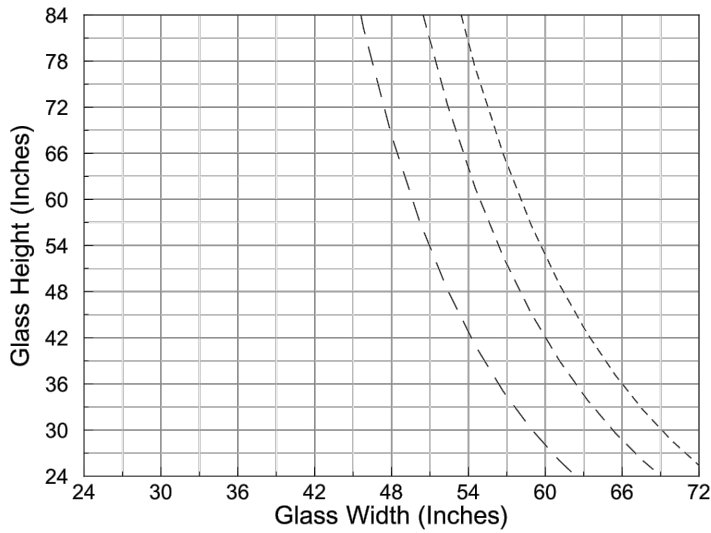


DEADLOAD CHARTS

Deadload charts for #2458

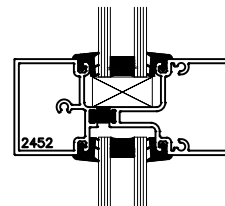
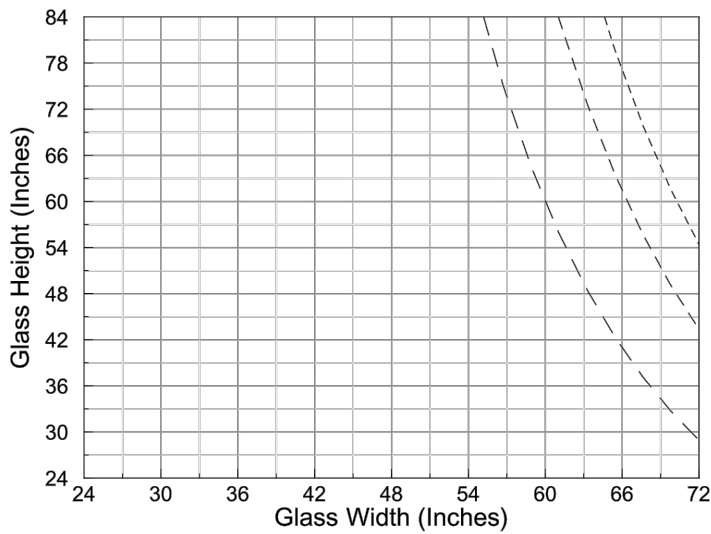
Based on setting blocks at quarter points and 1/8" maximum deflection



- I.G. 2 - 3/16" Lites
- - - - I.G. 2 - 1/4" Lites
- — — I.G. 2 - 3/8" Lites

Deadload charts for #2452

Based on setting blocks at quarter points and 1/8" maximum deflection



- I.G. 2 - 3/16" Lites
- - - - I.G. 2 - 1/4" Lites
- — — I.G. 2 - 3/8" Lites