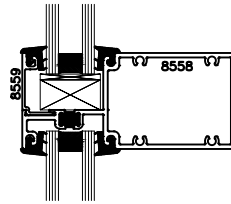
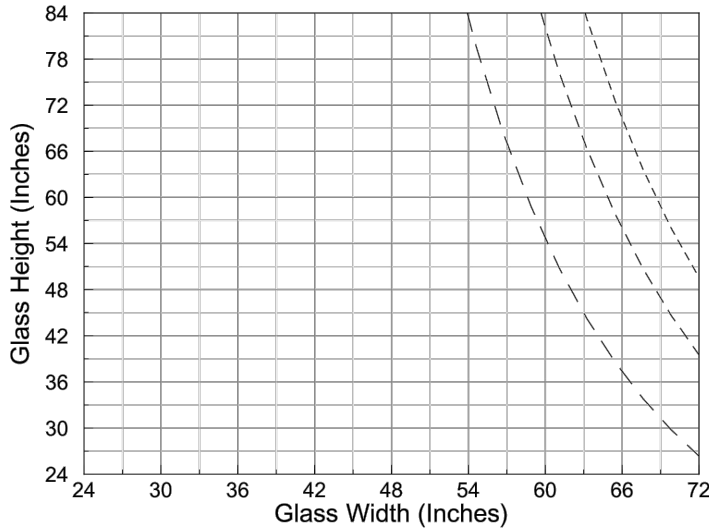


# DEADLOAD CHARTS

## Deadload charts for #8558

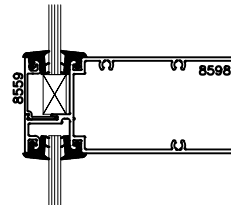
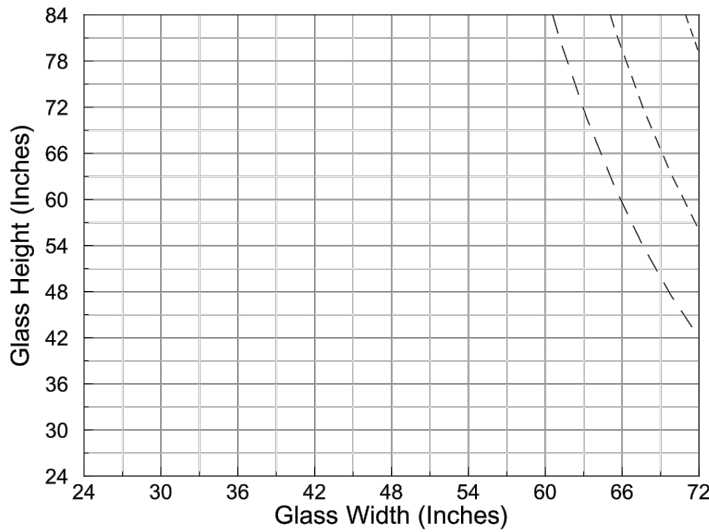
Based on setting blocks at quarter points and 1/8" maximum deflection



- I.G. 2 - 3/16" Lites
- I.G. 2 - 1/4" Lites
- I.G. 2 - 3/8" Lites

## Deadload charts for #8598

Based on setting blocks at quarter points and 1/8" maximum deflection



- 1/4" Single Lite
- 3/8" Single Lite
- 1/2" Single Lite