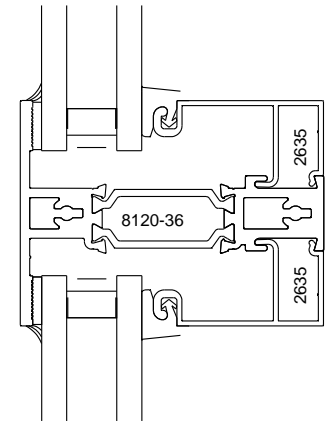
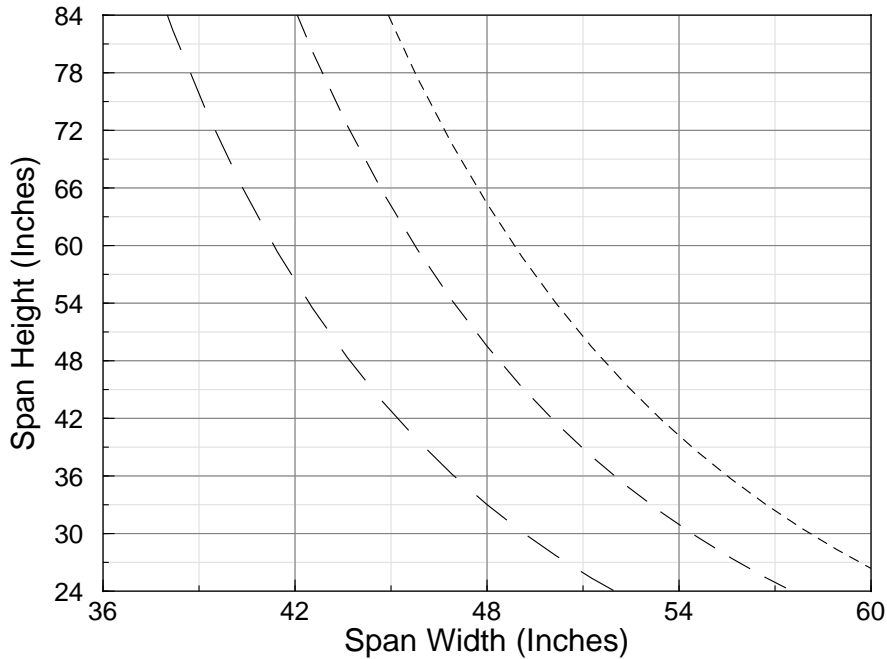
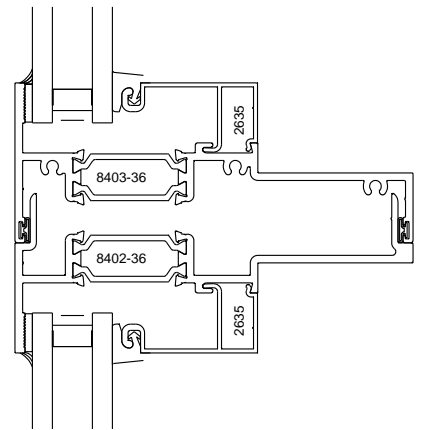
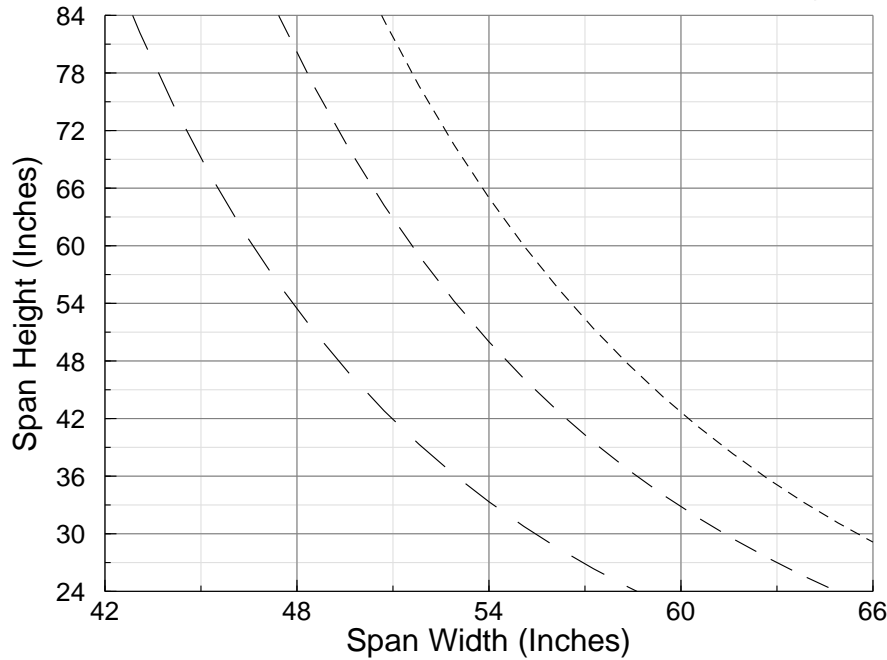


Dead Load Chart for #8120-36 Divided Lite



- Dual Pane IG 2-3/16" lites
- Dual Pane IG 2-1/4" lites
- Triple Pane IG 3-1/4" lites

Dead Load Chart for #8403-36/8402-36 Self Mulling Mullion



- Dual Pane IG 2-3/16" lites
- Dual Pane IG 2-1/4" lites
- Triple Pane IG 3-1/4" lites

All charts based off of field glazing of glass supported at 1/4 points and 1/8" maximum deflection



PHONE 785/776-9643 800/642-1488 FAX 785/776-9644
800 HAYES DRIVE MANHATTAN, KS 66502